

**13376....ATM ATS1200 Handler**



ATM02

ATS-1200  
6.0 L.S. LEAD  
SCANNER  
UTRA-SHIFTER



Control panel area containing a digital display, several indicator lights (red, green, black), and a grid of push buttons. A red label is attached to the right side of this panel.

Panel area containing three analog meters and a power switch.





ATM02

ATS-1000  
3.5 LEAD  
SCHWER  
STRAHTEN



Control panel with a digital display showing "00.00" and several buttons. A red button is labeled "EMERGENCY STOP".



ATM  
02






ATM02

MODEL

ATS-1200

S.O.I.C. LEAD  
SCANNER  
STRAIGHTENER



SENSOR TEST

8888



ENTER

MODE

1-START

STOP

MODE

EMERGENCY  
OFF



MADE IN U.S.A.

MODEL 1200000



READY


MODEL

ATS - 1200

S.O.I.C. LEAD  
SCANNER  
STRAIGHTENER



SENSOR TEST




ENTER

AUTO

1-PART

STEP



MODE

OPERATOR  
GROUND

EARTH  
GROUND



